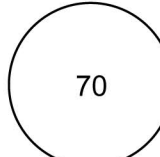
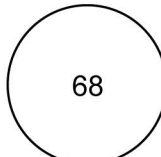
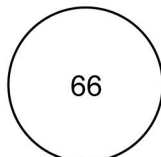
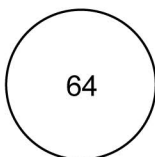
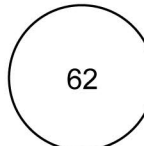
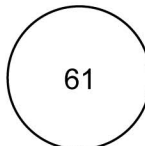
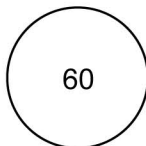
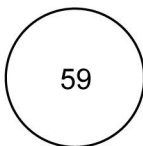
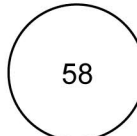
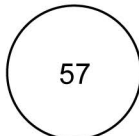
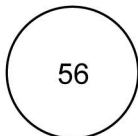
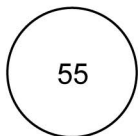
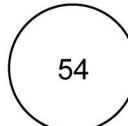
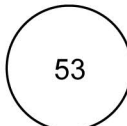
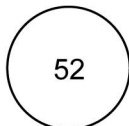
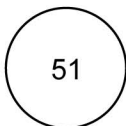
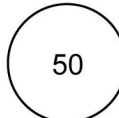
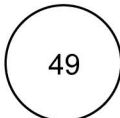
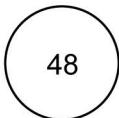

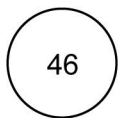


Baguier à imprimer

Posez une de vos bagues sur un cercle pour trouver la taille correspondante.

Le trait du cercle doit toucher l'intérieur de votre bague.

Indiquez le numéro correspondant dans le champ 'commentaire' du bon de commande.



Vérifiez l'échelle, pour que le baguier soit juste.

10 cm